







# DuPage County COVID-19 School Metrics<sup>1</sup>

DuPage County COVID-19 Community Transmission Level: **SUBSTANTIAL**  
 Week 41, 10/4/2020-10/10/2020

COVID-19 School Metric	Value	Trend	Community Transmission Level by Metric
<b>Illinois Department of Public Health (IDPH) County-Level Risk Metric Color</b> <small>Source: <a href="#">IDPH County Level COVID-19 Risk Metrics</a></small>	Alert for one metric but remained BLUE (IDPH-defined) at any point in the last 4 weeks <sup>2</sup>		Minimal
<b>New Cases per 100,000 per Week<sup>2</sup></b> <small>Source: <a href="#">IDPH County Level COVID-19 Risk Metrics</a></small>	119 per 100,000 per week	 <small>Up from 79 per 100,000 in Week 40</small>	Substantial
<b>Weekly Case Count Trend<sup>3</sup></b> <small>Source: <a href="#">IDPH COVID-19 County &amp; School Metrics</a></small>	Week 39 to Week 40 = -5.0% Week 40 to Week 41 = +49.2%		<i>Criteria for increase for two consecutive weeks were not met.</i>
<b>Weekly Youth (&lt;20 years old) Case Count Trend<sup>3</sup></b> <small>Source: <a href="#">IDPH COVID-19 County &amp; School Metrics</a></small>	Week 39 to Week 40 = -6.2% Week 40 to Week 41 = +13.2%		<i>Criteria for increase for two consecutive weeks were not met.</i>
<b>Weekly Test Positivity<sup>2</sup></b> <small>Source: <a href="#">IDPH COVID-19 County &amp; School Metrics</a></small>	6.0%	 <small>Up from 4.5% in Week 40</small>	Moderate
<b>Neighboring/Regional Indicator Level<sup>4</sup></b> <small>Source: <a href="#">IDPH County Level COVID-19 Risk Metrics</a></small>	Neighboring county in orange once in the last 4 weeks		Minimal

**Footnotes:**

<sup>1</sup> Based on DuPage County Health Department “Return to School Framework” available at: [www.dupagehealth.org/595/Schools-and-Daycares](http://www.dupagehealth.org/595/Schools-and-Daycares)

<sup>2</sup> For Week 41 (10/4/2020-10/10/2020)

<sup>3</sup> Weekly county case count trend for weeks 39-41 (9/20/2020-10/10/2020)

<sup>4</sup> Increasing trend: any county turning orange in most recent week; Stable trend: any county in orange for second consecutive or more weeks; Decreasing trend: no county in orange this week but orange in the previous 3 weeks